

Scaled data based on original data using
LM-79-08 Approved Method: Electrical and Photometric Measurements of Solid-
State Lighting Products

Test Report Prepared for
Cooper Lighting Solutions
(formerly Eaton)

Brand: McGRAW-EDISON

Report Number: P821137

Luminaire Tested: **TT-D2-830-24VDC-MQ**

Issue Date: 2/18/2020



Test Information

Test Method: LM-79-08
Report Number: P821137
TEST IS SCALED FROM IESNA LM-79-08 TEST DATA (G3-1908-473-16)
Test Lab: INNOVATIONS CENTER
Issue Date: 2/18/2020
Manufacturer: COOPER LIGHTING SOLUTIONS (FORMERLY EATON)
Product Line: MCGRAW-EDISON
Catalog Number: TT-D2-830-24VDC-MQ
Description: TOPTIER LED PARKING GARAGE LUMINAIRE
3000K, 80 CRI LEDS AND MEDIUM DISTRIBUTION
Light Source: -
Ballast/Driver: ELECTRONIC DRIVER

Summary

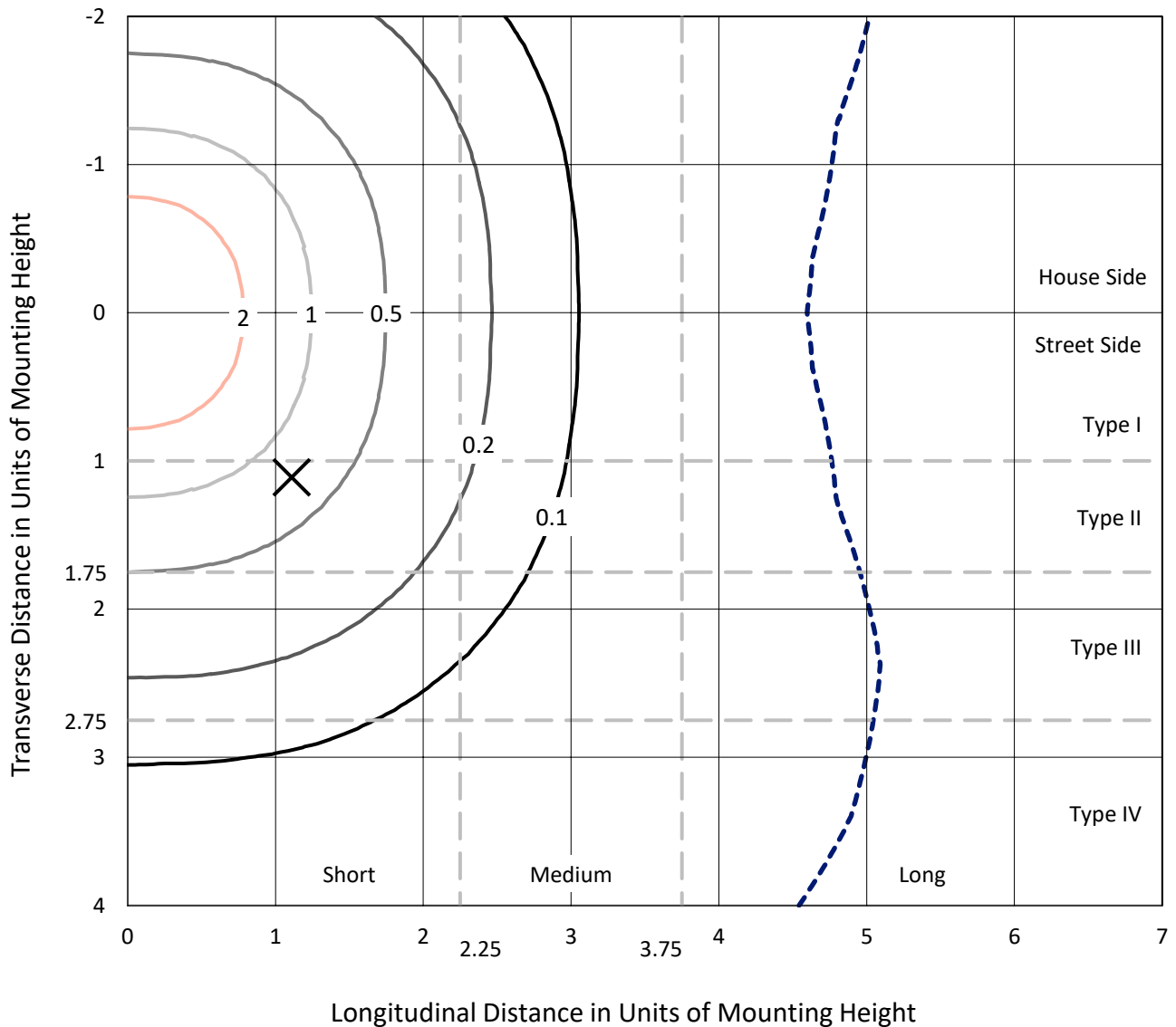
Lumens per Lamp: N/A
Luminaire Lumens: 4964 lumens
Efficiency: N/A
Efficacy: 130.6 lumens/watt
Luminous Opening: Circular (Dia: 1.12' x H: 0')
IES Classification: Type V - Short
BUG Rating: B2 - U0 - G2

Input Watts (W): 38
Input Voltage (V): NR
Input Current (A_{in}): NR
Voltage Rise (V): NR
Power Factor: NR
Total Harmonic Distortion (THDi): NR
Frequency (hertz): 60
Stabilization Time: NR
Operation Time: NR
Ambient Temperature (°C): NR
Test Distance: 25 FT

REPORT NUMBER: P821137
 CATALOG NUMBER: TT-D2-830-24VDC-MQ

Iso-Footcandle Lines of Horizontal Illumination

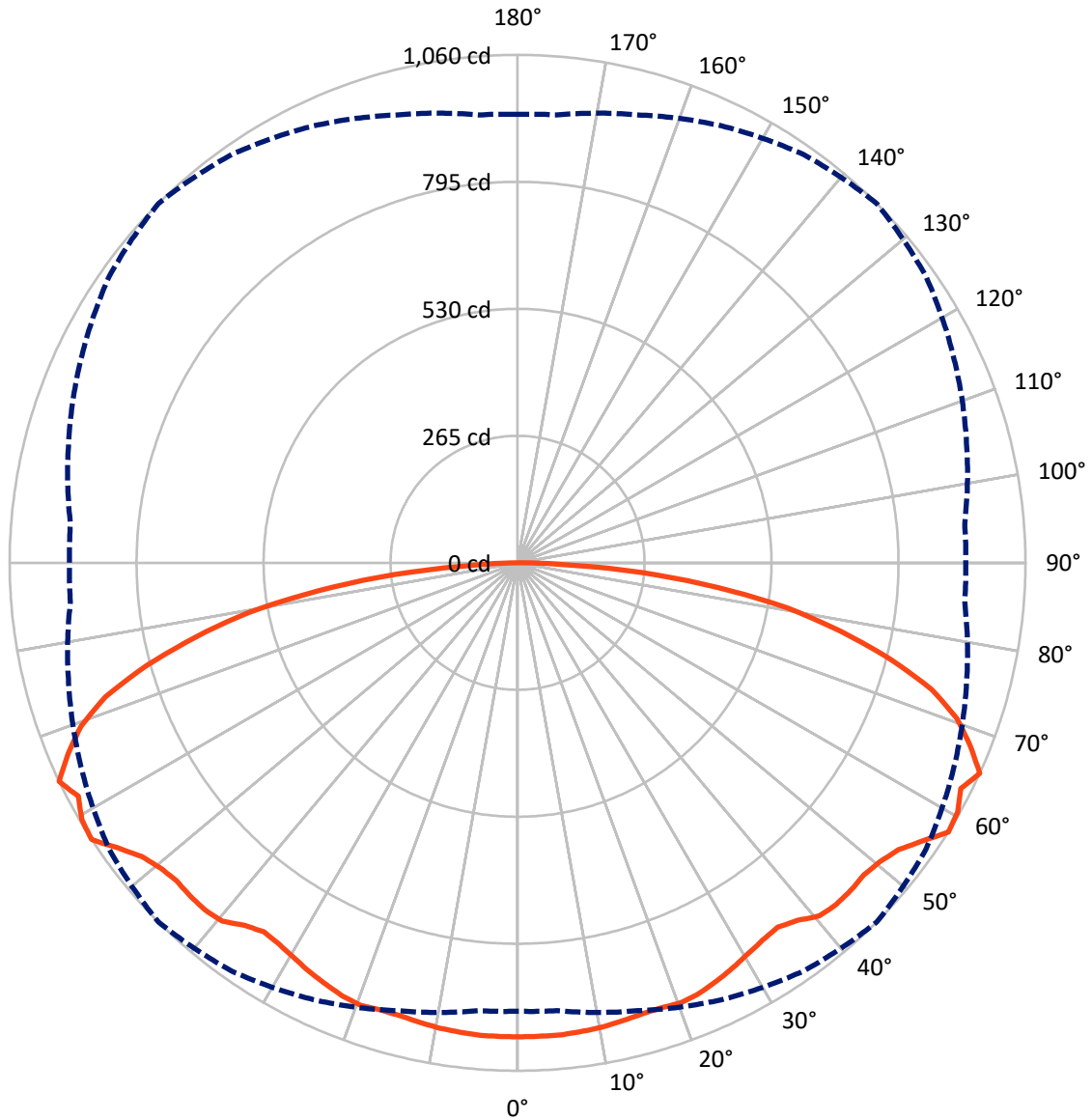
✕ Max cd
 - - - 1/2 Max cd



Based on 15 foot mounting height. Maximum calculated value = 4.4 fc
 Type V - Short - N/A

REPORT NUMBER: P821137
CATALOG NUMBER: TT-D2-830-24VDC-MQ

Luminous Intensity Polar Plot



— Vertical Plane Through 45-Deg Lateral - - - Horizontal Cone Through 57.5-Deg Vertical

REPORT NUMBER: P821137
 CATALOG NUMBER: TT-D2-830-24VDC-MQ

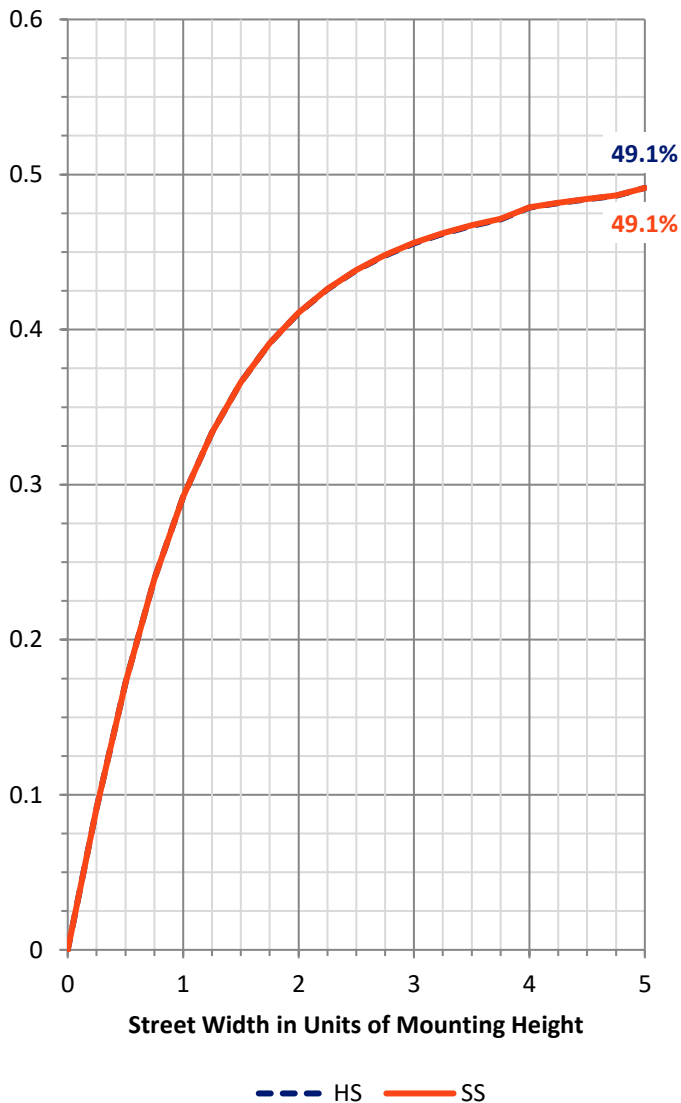
FLUX DISTRIBUTION:

		Downward	Upward	Total
House Side	Lumens	2482.0	0.0	2482.0
	% Fixture	50.0	0.0	50.0
Street Side	Lumens	2482.0	0.0	2482.0
	% Fixture	50.0	0.0	50.0
Total	Lumens	4964.0	0.0	4964.0
	% Fixture	100.0	0.0	100.0

Coefficient of Utilization

ZONAL LUMENS:

Zone	Lumens	% Fixture
0°-10°	94.2	1.9
10°-20°	277.1	5.6
20°-30°	445.3	9.0
30°-40°	587.8	11.8
40°-50°	735.4	14.8
50°-60°	874.7	17.6
60°-70°	948.8	19.1
70°-80°	755.2	15.2
80°-90°	245.5	4.9
90°-100°	0.0	0.0
100°-110°	0.0	0.0
110°-120°	0.0	0.0
120°-130°	0.0	0.0
130°-140°	0.0	0.0
140°-150°	0.0	0.0
150°-160°	0.0	0.0
160°-170°	0.0	0.0
170°-180°	0.0	0.0
0°-90°	4964.0	100.0
0°-180°	4964.0	100.0

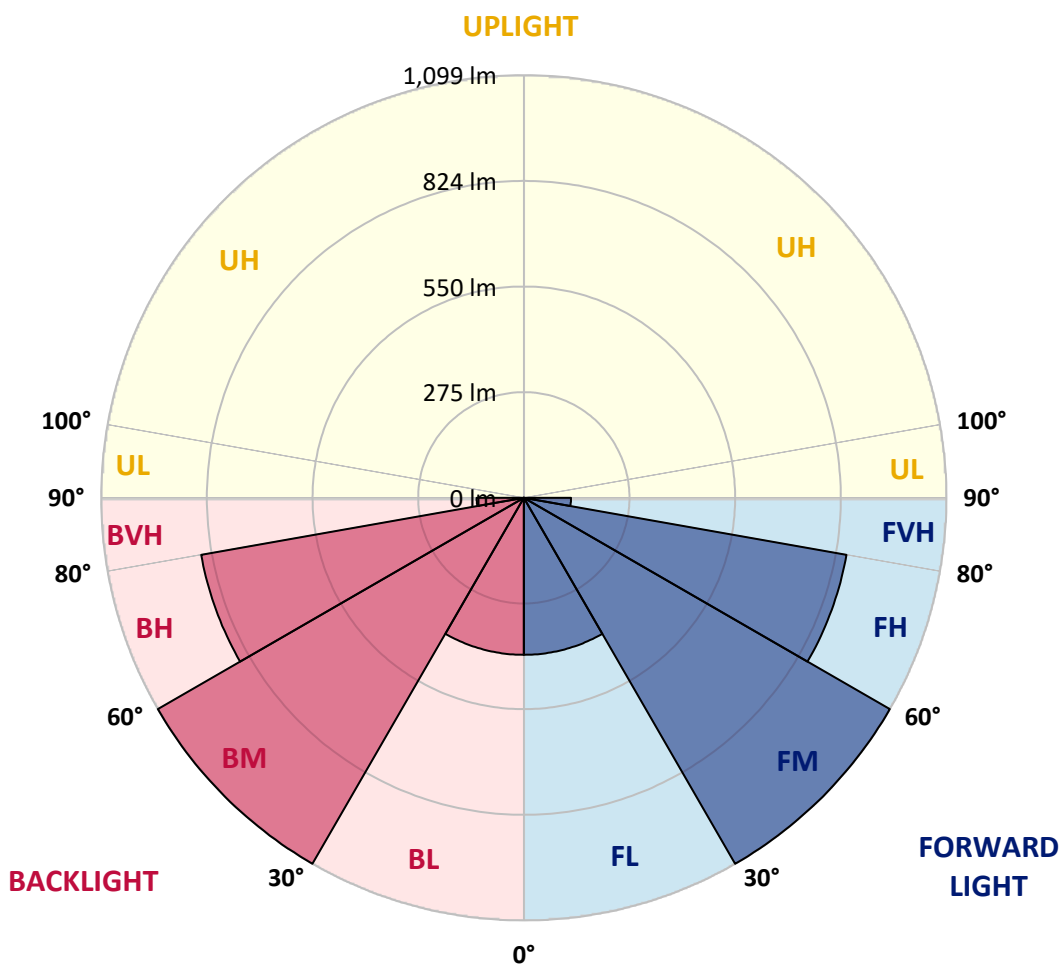


REPORT NUMBER: P821137
 CATALOG NUMBER: TT-D2-830-24VDC-MQ

LUMINAIRE CLASSIFICATION SYSTEM LUMEN TABLE AND BUG RATING:

Zone	Lumens	% Fixture	Zone Rating/Lumen Limit		
			B	U	G
FL (0°-30°)	408.3	8.2			
FM (30°-60°)	1099.0	22.1			
FH (60°-80°)	852.0	17.2			G1/1800
FVH (80°-90°)	122.7	2.5			G2/225
BL (0°-30°)	408.3	8.2	B1/500		
BM (30°-60°)	1099.0	22.1	B2/2500		
BH (60°-80°)	852.0	17.2	B2/1000		G1/1800
BVH (80°-90°)	122.7	2.5			G2/225
UL (90°-100°)	0.0	0.0		U0/0	
UH (100°-180°)	0.0	0.0		U0/0	

BUG Rating: B2-U0-G2
 Type V Short





REPORT NUMBER: P821137
 CATALOG NUMBER: TT-D2-830-24VDC-MQ

CANDELA DISTRIBUTION (FULL):

	0°	5°	15°	25°	35°	45°	55°	65°	75°	85°	90°
0°	988.7	988.7	988.7	988.7	988.7	988.7	988.7	988.7	988.7	988.7	988.7
2.5°	990.2	989.4	990.2	989.4	989.4	988.7	989.4	989.4	989.4	989.4	989.4
5°	989.4	988.7	988.7	989.4	988.7	988.7	988.7	988.7	988.7	988.7	988.7
7.5°	986.5	986.5	987.2	986.5	986.5	986.5	986.5	986.5	986.5	987.2	987.2
10°	984.2	983.5	984.2	984.2	983.5	984.2	983.5	984.2	984.2	984.2	984.2
12.5°	981.3	980.6	981.3	981.3	980.6	979.8	980.6	980.6	981.3	981.3	981.3
15°	976.1	976.1	977.6	976.9	976.9	976.1	977.6	976.9	976.1	976.9	976.9
17.5°	972.4	972.4	973.9	975.4	975.4	975.4	975.4	974.6	973.2	973.9	972.4
20°	973.2	973.9	974.6	976.9	978.3	979.1	979.1	976.9	974.6	975.4	974.6
22.5°	971.0	970.2	971.0	972.4	974.6	974.6	974.6	971.7	971.0	970.2	970.2
25°	962.1	962.1	963.6	965.0	966.5	965.8	966.5	965.0	963.6	962.1	962.1
27.5°	951.8	951.8	954.0	955.4	956.9	956.9	956.2	954.7	954.0	952.5	951.8
30°	941.4	941.4	943.6	945.1	947.3	946.6	946.6	944.4	942.2	940.7	940.7
32.5°	930.3	929.6	931.8	935.5	938.5	938.5	938.5	934.0	931.1	929.6	928.9
35°	920.7	920.7	923.7	930.3	934.0	934.0	932.6	929.6	923.0	920.7	920.7
37.5°	917.8	920.0	928.1	937.7	945.1	946.6	944.4	936.3	927.4	920.7	918.5
40°	927.4	929.6	939.9	955.4	966.5	968.7	966.5	954.7	939.2	928.9	928.1
42.5°	928.9	930.3	942.9	960.6	971.0	974.6	971.0	959.1	942.2	929.6	928.9
45°	923.7	924.4	939.2	957.7	970.2	974.6	970.2	956.2	938.5	924.4	923.7
47.5°	917.1	918.5	934.8	954.0	969.5	972.4	968.7	953.2	933.3	919.3	917.1
50°	911.9	916.3	931.1	952.5	971.0	979.8	971.0	950.3	930.3	914.8	911.9
52.5°	914.8	916.3	935.5	965.8	990.9	994.6	990.2	965.8	934.0	916.3	914.1
55°	923.7	930.3	951.0	994.6	1017.5	1024.1	1014.5	993.1	951.8	930.3	923.7
57.5°	935.5	937.7	967.3	1005.7	1039.6	1059.6	1040.4	1004.9	969.5	936.3	934.8
60°	925.9	919.3	956.2	1001.2	1047.0	1055.1	1044.1	1002.0	954.7	918.5	925.2
62.5°	900.1	904.5	934.8	996.8	1028.5	1037.4	1025.6	996.8	933.3	908.2	897.9
65°	879.4	906.0	939.2	983.5	1034.5	1059.6	1035.2	982.0	940.7	901.5	877.2
67.5°	850.6	855.8	905.2	959.9	1005.7	1018.2	1004.9	960.6	900.8	852.1	855.8
70°	801.9	794.5	844.7	908.2	951.8	971.7	953.2	905.2	842.5	793.0	799.7
72.5°	721.4	725.8	772.3	839.5	884.6	903.8	885.3	834.4	770.9	730.2	725.8
75°	637.2	642.4	687.4	748.7	794.5	802.6	797.4	745.0	688.9	641.6	637.2
77.5°	541.2	546.4	583.3	650.5	677.8	690.4	679.3	654.2	581.8	545.7	539.7
80°	434.9	433.4	465.9	523.5	557.5	571.5	557.5	525.0	464.4	436.4	426.8
82.5°	310.9	312.3	342.6	382.5	415.0	419.4	412.7	386.2	339.6	316.0	302.7
85°	172.8	179.4	201.6	231.1	252.5	259.9	248.8	223.7	200.8	182.4	176.5
87.5°	41.3	45.0	52.4	66.5	74.6	82.0	74.6	69.4	49.5	45.0	41.3
90°	0.0	0.0	0.0	0.0	0.0	0.0	0.0	0.0	0.0	0.0	0.0

(END OF REPORT)